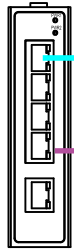


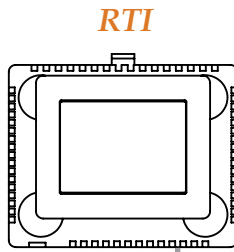
*Industrial Switch*



*RJ45 to RJ45 Male Cat 5e Cable*

*E: Ethernet*

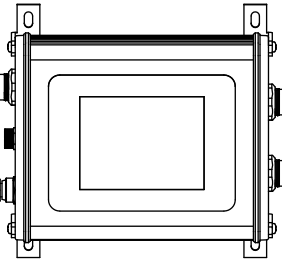
*P: 24V DC*



- \* RTI with 3.5" or 5.7" screen are available
- \* Each SCU5 controller should have a unique IP address
- \* RTI should also have a unique IP address
- \* Digital Machine Speed Sync signal is also available

*P: 24 V DC*

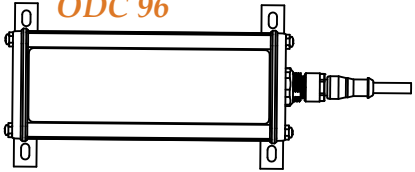
*SCU5 C(E)D*



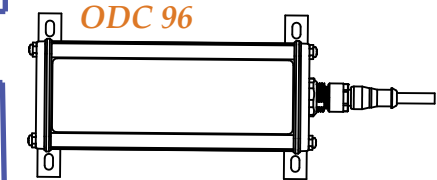
*Sensor 1*

*Sensor 2*

*ODC 96*



*ODC 96*



*SC: Quick Disconnect Sensor Cable*

*M12 12-pin shielded cable Male and Female cordset*

*E: M12 to RJ45S*

*M12 4-pin D-coded M12 to RJ45 Ethernet Cable*

*P: 24 V DC Input Power Cable to RTI*

*DC Power Connector terminal for 24V DC Power flying lead*

*P: 24 V DC Input Power Cable*

*DC Power Connector 2.5mm tip for 24V DC Power flying lead*

*E: Ethernet Cable*

*RJ45 Male to RJ45 Male Ethernet Cable*